

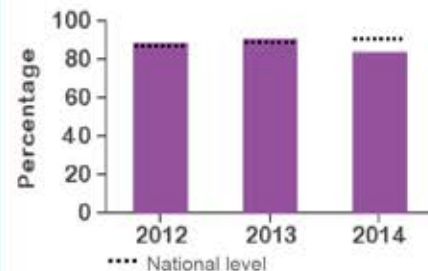
Morley Newlands Primary School (URN: 107838 , DfE No.: 3832321) - Key Stage 1

How are pupils doing in assessments? (Attainment)

Reading

In 2014, 83% of pupils attained Level 2 or above in the Key Stage 1 reading assessment. This is a decrease of seven percentage points since 2013.

Percentage of pupils who attained Level 2 or above in the Key Stage 1 reading assessment



In 2014, the school was in the bottom 20% of all schools.

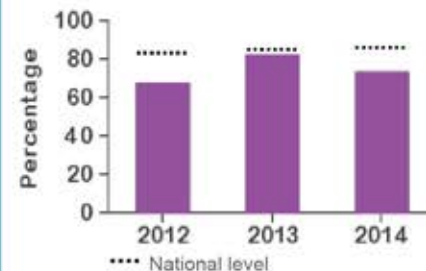
Comparison with other schools

All schools	
Highest	
2nd quintile	
3rd quintile	
4th quintile	
Lowest	

Writing

In 2014, 73% of pupils attained Level 2 or above in the Key Stage 1 writing assessment. This is a decrease of nine percentage points since 2013.

Percentage of pupils who attained Level 2 or above in the Key Stage 1 writing assessment



In 2014, the school was in the bottom 20% of all schools.

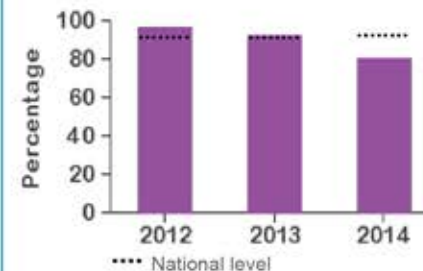
Comparison with other schools

All schools	
Highest	
2nd quintile	
3rd quintile	
4th quintile	
Lowest	

Mathematics

In 2014, 80% of pupils attained Level 2 or above in the Key Stage 1 mathematics assessment. This is a decrease of 12 percentage points since 2013.

Percentage of pupils who attained Level 2 or above in the Key Stage 1 mathematics assessment



In 2014, the school was in the bottom 20% of all schools.

Comparison with other schools

All schools	
Highest	
2nd quintile	
3rd quintile	
4th quintile	
Lowest	